



REO X 93033-65 S2 B

202 2562 811 932 B

AVAILABLE IN

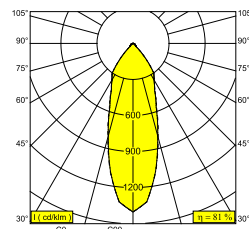
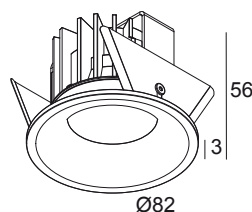
ALU GREY 202 2562 811 932 A

BLACK 202 2562 811 932 B

FLEMISH BRONZE OUTDOOR 202 2562 811 932 FBRX

ANTHRACITE (DARK GREY) 202 2562 811 932 N

WHITE 202 2562 811 932 W



[View on website](#)



General info

LOCATION	indoor-outdoor
INSTALLATION	Ceiling Recessed
CUTOUT SHAPE/SIZE (MM)	round - 76
RECESSED DEPTH (MM)	55
INGRESS PROTECTION	IP65
PROTECTION AGAINST MECHANICAL IMPACT	IK03
WEIGHT (KG)	0.2
ADJUSTABILITY	non adjustable
INFORMATION	REFLECTOR FL-33° INCL.PC CLEAR EXCL.LED POWER SUPPLY 350-500mA-DC

Electrical info

CLASS	III
DIM TYPE	depending on power supply
ENERGY CLASS	D
CERTIFICATES	EAC, ENEC

Lightsource info

LIGHTSOURCE NAME	LED
LIGHTSOURCE	LED array 5,8-8,6W / CRI>90 (R9: 52) / 3000K / 787-1089lm
TM-30 VALUES	Rf: 90 / Rg: 99
SDCM	SDCM1
RISKGROUP	RG1
LM80	L90B10 > 50000
LED TECHNICS (LIGHT SOURCE)	1089lm // 8,6W // 127lm/W
LED TECHNICS (LUMINAIRE)	887lm // 10W // 90lm/W

Requirements











LED POWER SUPPLY 350 / 500mA-DC DIM

REO X 93033-65 S2 B

202 2562 811 932 B

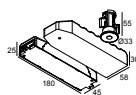
For detailed installation instructions, please consult the manual: [202_2562_811_XXX_HAND.pdf](#)

CEILING COMPATIBILITY

Ceiling Type	Mounting Kit
 System ceiling	-
 Plasterboard	-
 Stucanet	-
 Wood	-
 Concrete	-
 Concrete + plaster	-
 Lintel + plaster	-
 Hollow-core slab	-
 Hollow-core slab + plaster	-
 Stretched ceiling	-

FINISH YOUR SPECIFICATION

Emergency units

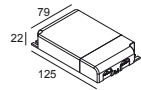
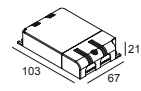
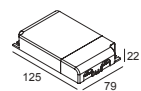
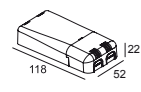
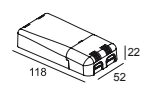
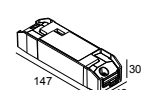
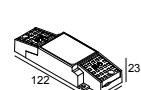
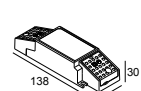
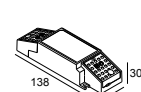


21032 0270 B EMERGENCY UNIT 7W / 1h + LED INDICATOR HOLDER B

☐

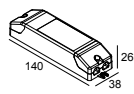
21032 0270 W EMERGENCY UNIT 7W / 1h + LED INDICATOR HOLDER W

☐

LED power supplies			#
	300 90 63 LED POWER SUPPLY MULTI-POWER DIM9	1->4(4) / 1->4(4)	<input type="checkbox"/>
	300 90 68 LED POWER SUPPLY MULTI-POWER DIM5	1->2(1) / 1->2(1)	<input type="checkbox"/>
	300 90 69 LED POWER SUPPLY MULTI-POWER HV DIM9	2->5(5) / 1->5(3)	<input type="checkbox"/>
	300 90 124 LED POWER SUPPLY MULTI-POWER DIM7	1->2(1) / 1(1)	<input type="checkbox"/>
	300 90 125 LED POWER SUPPLY MULTI-POWER MINI DIM5	1->2(1) / 1(1)	<input type="checkbox"/>
	21012 005W LED POWER SUPPLY MULTI-POWER COMPACT WDL	1->2 / 1->2	<input type="checkbox"/>
	21012 0258 LED POWER SUPPLY MULTI POWER 200-350 / 10W DIM8	1	<input type="checkbox"/>
	21012 0278 LED POWER SUPPLY MULTI POWER 500-700 / 20W DIM8	1	<input type="checkbox"/>
	21012 0288 LED POWER SUPPLY MULTI POWER 500-700 / 36W DIM8	2->2	<input type="checkbox"/>

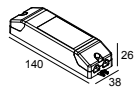
REO X 93033-65 S2 B

202 2562 811 932 B



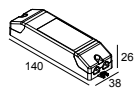
21012 0298 LED POWER SUPPLY MULTI POWER 250-900 / 20W DIM8

2 / 1 ☐



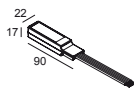
21012 0480 LED POWER SUPPLY 350mA-DC / 17W IP68

1-2(2) ☐



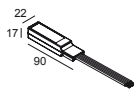
21012 0500 LED POWER SUPPLY 500mA-DC / 24W IP68

1-2(1) ☐



21032 0295 LED POWER CONVERTER 48V-DC to 350 mA-DC / 15W DIM5

1 ☐



21032 0305 LED POWER CONVERTER 48V-DC to 500 mA-DC / 22W DIM5

1 ☐

Notes: